

ANEXO 1

PERFIL 1

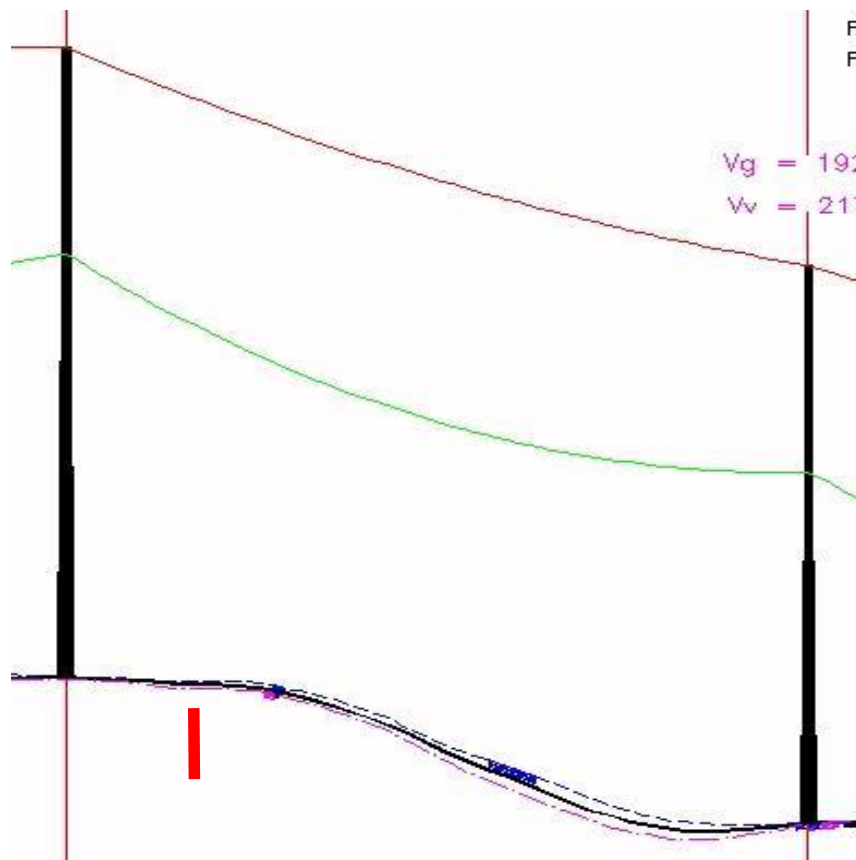
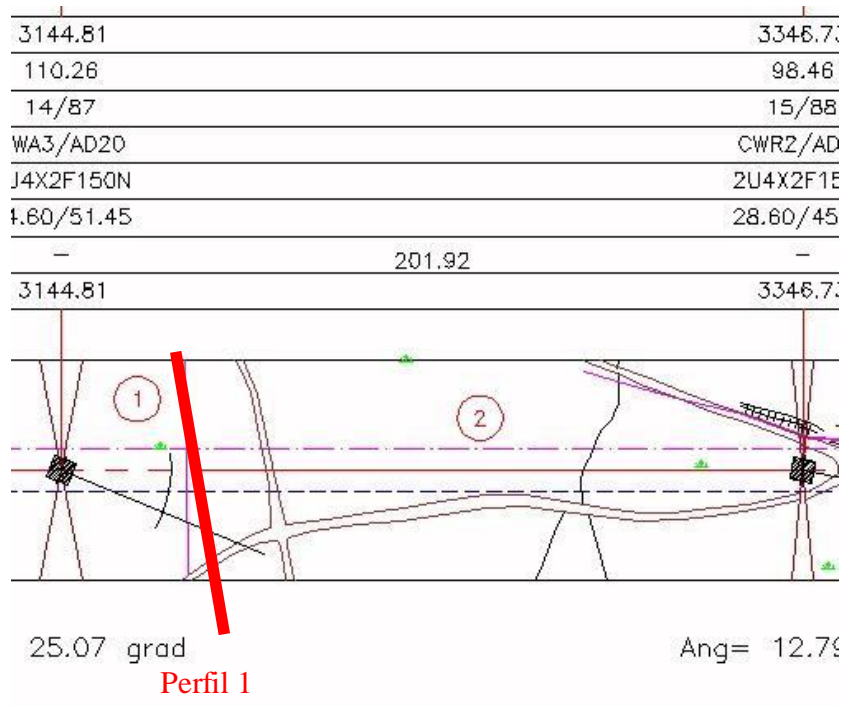


Figura 1- Localização do perfil

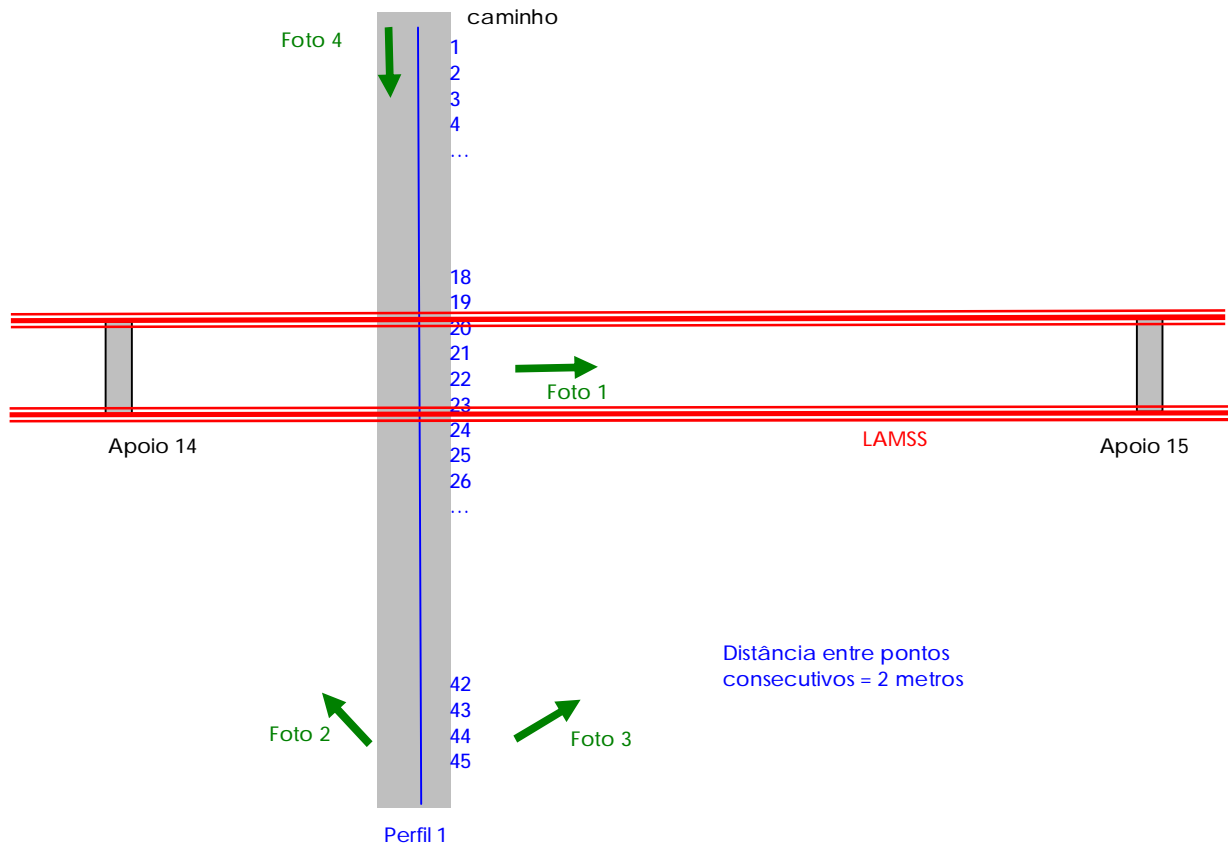


Figura 2 - localização dos pontos de medição
Pontos onde foram tiradas as fotografias



Foto 1



Foto 2



Foto 3



Foto 4

Fotografias

Quadro - Perfil 1

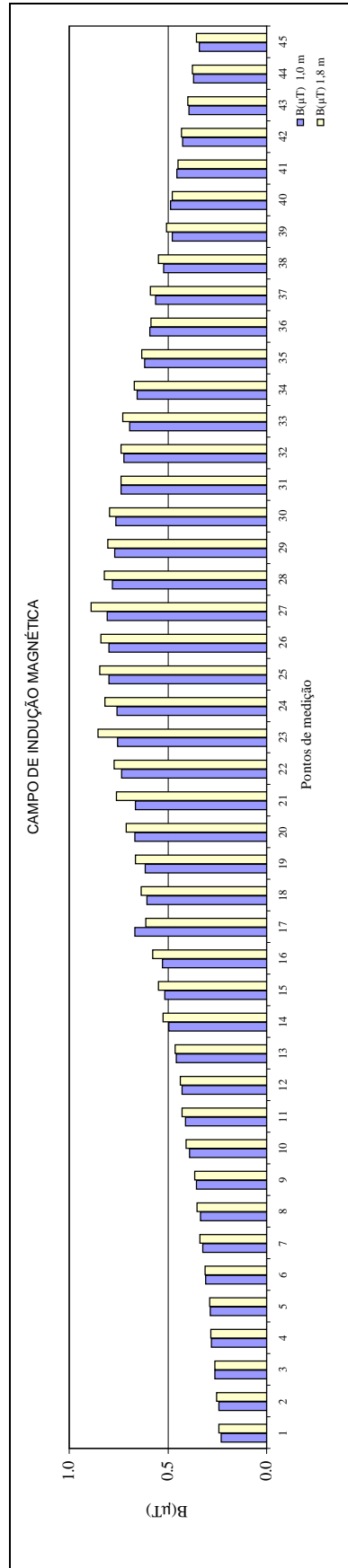
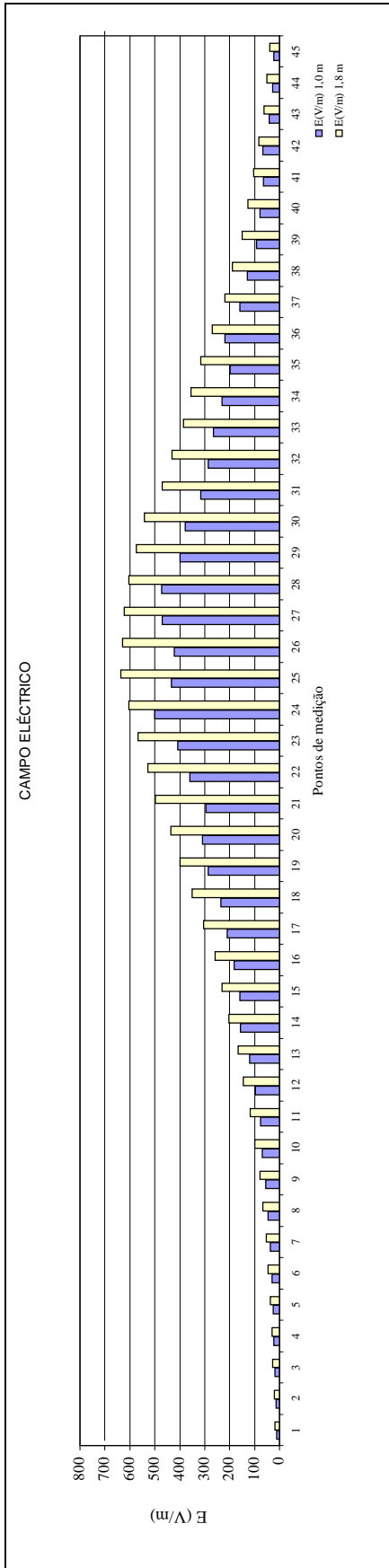
	1	2	3	4	5	6	7	8	9	10	11
E(V/m) 1m	11	13	18	22	26	31	38	47	56	69	76
E(V/m) 1,8 m	18	21	27	30	37	45	54	66	79	100	118
B(mT) 1m	0.23	0.24	0.26	0.28	0.29	0.31	0.32	0.33	0.36	0.39	0.41
B(mT) 1,8 m	0.24	0.26	0.26	0.28	0.29	0.31	0.34	0.35	0.36	0.41	0.43

	12	13	14	15	16	17	18	19	20	21	22
E(V/m) 1m	96	120	156	160	182	209	235	285	308	296	359
E(V/m) 1,8 m	145	167	203	231	259	305	350	398	435	499	528
B(mT) 1m	0.43	0.46	0.50	0.52	0.53	0.67	0.61	0.62	0.67	0.66	0.73
B(mT) 1,8 m	0.44	0.46	0.53	0.55	0.58	0.61	0.64	0.66	0.71	0.76	0.77

	23	24	25	26	27	28	29	30	31	32	33
E(V/m) 1m	408	501	433	422	470	472	400	378	315	287	265
E(V/m) 1,8 m	568	605	636	630	622	604	575	542	470	430	386
B(mT) 1m	0.76	0.76	0.80	0.80	0.81	0.78	0.77	0.77	0.74	0.72	0.69
B(mT) 1,8 m	0.85	0.82	0.85	0.84	0.89	0.82	0.81	0.80	0.74	0.74	0.73

	34	35	36	37	38	39	40	41	42	43	44	45
E(kV/m) 1m	230	198	220	158	130	92	78	65	66	42	28	23
E(kV/m) 1,8 m	355	317	270	218	188	150	126	103	84	63	50	40
B(mT) 1m	0.66	0.62	0.59	0.56	0.52	0.48	0.49	0.45	0.43	0.39	0.37	0.34
B(mT) 1,8 m	0.67	0.63	0.59	0.59	0.55	0.51	0.48	0.45	0.43	0.40	0.38	0.36

Gráficos - Perfil 1



ANEXO 2

PERFIL 2

3346.73	3578.93
98.46	84.22
15/88	16/89
VR2/AD20	CWA2/AD21
4X2F150N	2U4X2F150C
.80/45.45	28.60/45.4
232.20	
3346.73	3578.93

Perfil 2

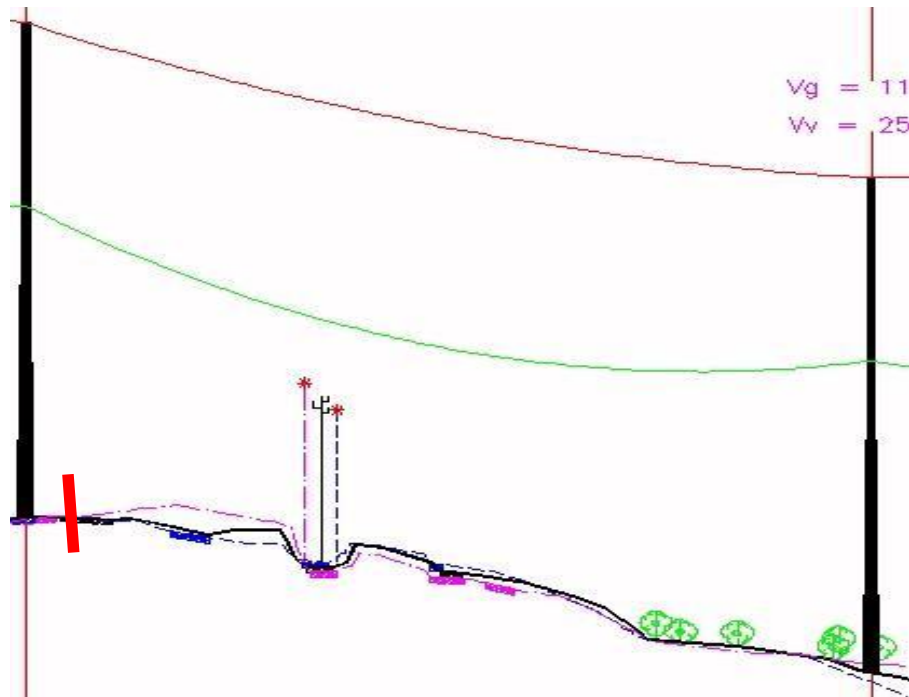
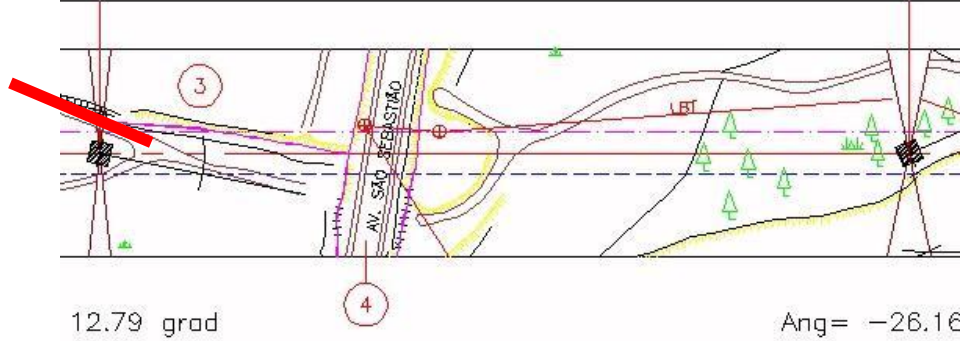


Figura 1- Localização do perfil

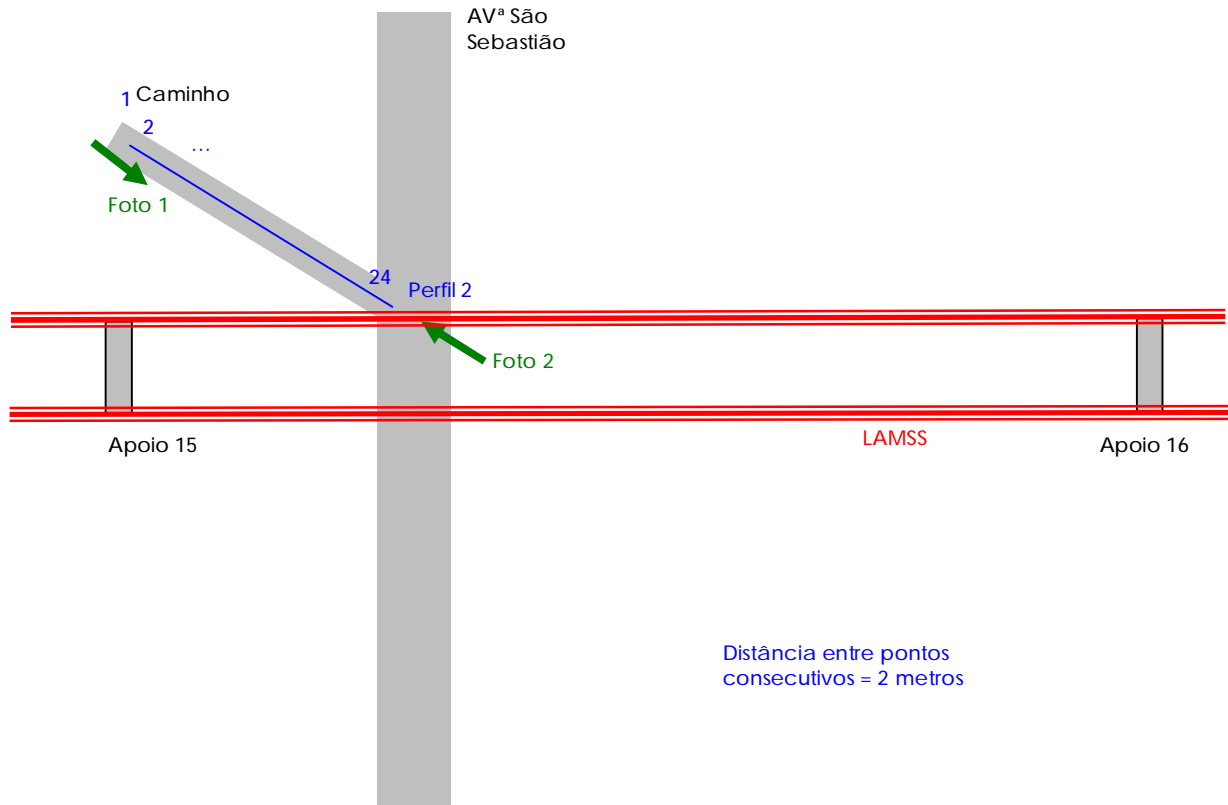


Figura 2 – localização dos pontos de medição
Pontos onde foram tiradas as fotografias

Anexo 2 ao RL
320/05-AT

Perfil 2



Foto 1



Foto 2

Fotografias

ANEXO 3

PERFIL 3

ANEXO 4

PERFIL 4

ANEXO 5

PERFIL 5

ANEXO 6

PERFIL 6

ANEXO 7

PERFIL 7

ANEXO 8

PERFIL 8